


HÂREZMÎ EĞİTİM MODELİ CODEWEEK HAFTASI ETKİNLİK UYGULAMA KILAVUZU

Codeweek haftası için hazırladığımız BİLGİSAYARSIZ KODLAMA etkinliğinde öğrencilerimizi ikili kodlama sistemi ile tanıştırmak istedik. Etkinliğimiz 5 sayfadan oluşmaktadır.

SAYFA - 1	Harflerin İkili kod karşılıklarının olduğu tablo. Her harf 8 BIT lik bir koddan oluşur. Siyah kareler 0 beyaz kareler 1'i ifade eder.
SAYFA - 2	İSİM KODLAMA - İsim Kodlama etkinliğinde öğrenci kendi ismini yukarıdan aşağı doğru harf harf yazar ve İKİLİKOD tablosuna bakarak harflerin İKİLİ KOD karşılıklarını yazar.
SAYFA - 3	İSİM KODLAMA etkinliği örnek sayfası.
SAYFA - 4	GİZLİ METİN BULMA etkinliğinde kodlanmış bir mesaj bulunmakta. İKİLİ KOD sayfasında yararlanarak rakamların karşısında bulunan kodların harf karşılığı bulunur ve aşağıdaki tabloya yazılır.
SAYFA - 5	GİZLİ METİN BULMA örnek sayfası

İKİLİ KOD TABLOSU




HARF	İKİLİ KOD
A	
B	
C	
D	
E	
F	
G	
H	
I	
J	
K	
L	
M	
BOŞLUK	

HARF	İKİLİ KOD
N	
O	
P	
Q	
R	
S	
T	
U	
V	
W	
X	
Y	
Z	

Bilgisayar sistemlerinde her harfin **0 ve 1** den oluşan **8 karakterlik** bir kodu vardır. Harflerin karşılığı olan karakterlerde **SİYAH = 0** ve **BEYAZ = 1** dir.

İSİM KODLAMA (ÖRNEK)



HARF	İKİLİ KOD
------	-----------

I		
---	--	--

S		
---	--	--

T		
---	--	--

A		
---	--	--

N		
---	--	--

B		
---	--	--

U		
---	--	--

L		
---	--	--

--	--	--

--	--	--

--	--	--

--	--	--

--	--	--

HARF	İKİLİ KOD
------	-----------

--	--	--

--	--	--

--	--	--

--	--	--

--	--	--

--	--	--

--	--	--

--	--	--

--	--	--

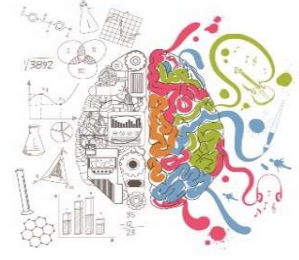
--	--	--

--	--	--

--	--	--

--	--	--

GİZLİ KOD BULMA



HARF	İKİLİ KOD
1	
2	
3	
4	
5	
6	
7	
8	
9	
10	
11	
12	
13	

HARF	İKİLİ KOD
14	
15	
16	
17	
18	
19	
20	
21	

1	2	3	4	5	6	7	8	9	10	11	12	13	14	15	16	17	18	19	20	21	

Yukarıda gizlenmiş bir mesaj var. **İKİLİ KOD TABLOSUNA** bakarak rakamların karşısındaki kodları çözelim ve bulduğumuz harfleri tabloya yazalım.

GİZLİ KOD BULMA (ÖRNEK)



HARF	İKİLİ KOD
------	-----------

1		
---	---	---

2		
---	---	---

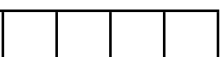
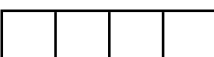
3		
---	---	---



4		
---	---	---

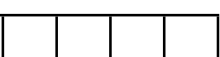
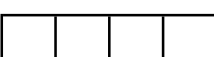
5		
---	---	---


6		
---	---	---

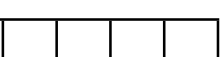
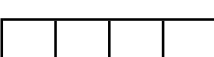
7		
---	---	---



		
--	---	---

		
--	---	---

		
--	---	---

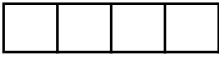
		
--	---	---

		
--	---	---


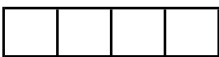
		
--	---	---



HARF	İKİLİ KOD
------	-----------


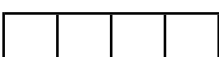
		
--	--	---


		
--	--	---


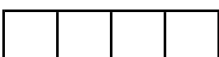
		
--	--	---



		
--	--	---


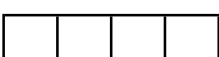
		
--	--	---



		
--	--	---


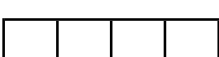
		
--	--	---


		
--	--	---

		
--	--	---

		
--	--	---

		
--	--	---

		
--	--	---

		
--	--	---

1	2	3	4	5	6	7	8	9	10	11	12	13	14	15	16	17	18	19	20	21
T	U	R	K	I	Y	E														

Yukarıda gizlenmiş bir mesaj var. **İKİLİ KOD TABLOSUNA** bakarak rakamların karşısındaki kodları çözelim ve bulduğumuz harfleri tabloya yazalım.